

## **SECTION 12: PARA-LITURGY SETUPS**

### **Saturday**

3. Bible Enthronement
4. Reconciliation / Stations of the Cross
5. Station 13 – Passion
6. Paschal Vigil

### **3. Bible Enthronement**

**Need by:** Saturday a.m. by lunch (noon)

**Location:** Back/furthest corner of conference room

**Set-Up:** (this is done by or under the direction of WSL)

- No specific set up needed
  - Can pick up “used” table covering at end of each day; all else stays until Monday tear-down
- Supplies (place on top shelf of coat rack)
  - Vase w/sand
  - 3 incense sticks (think Trinity)
  - 2 white candles
  - Lighter
  - Bible stand
  - Bible (**not** the big White one)
  - All 3 table coverings – put in order of purple-top, multi-middle, red-bottom
  - Make sure procession cross and cross base are in the Conference room

## SECTION 12: PARA-LITURGY SETUPS

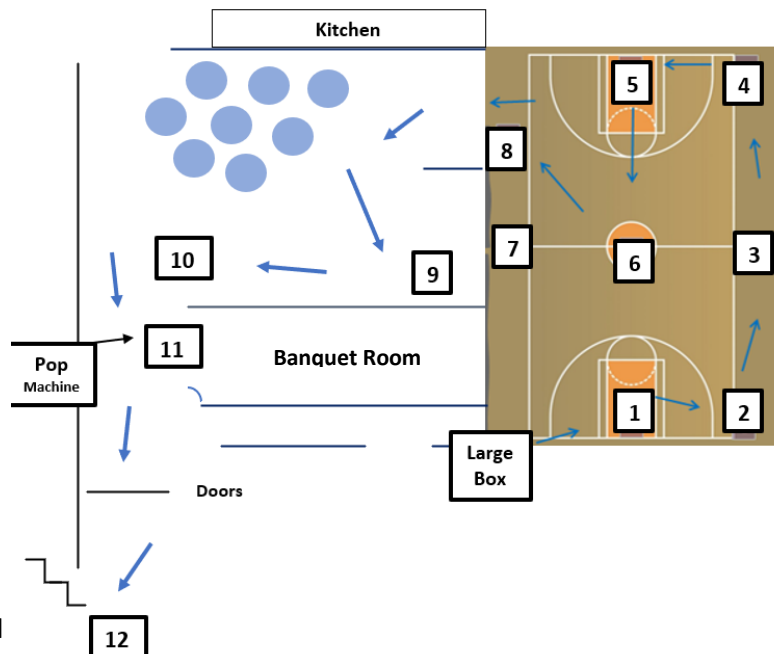
### 4. Reconciliation / Stations of the Cross 1-12

**Need by:** Saturday p.m. after 6:45 p.m. and before 8 p.m.

**Location:** Gym, dining hall, hallway OR outside if weather permits

**Set-Up:** (this is done in partnership with the WSL)

- **Reconciliation** – Find out from WSL how many rooms to set up
  - 3 chairs – 2 facing – one facing the other direction (for Priest rooms)
  - 2 chairs facing each other (for **non**-Priest rooms)
  - Kleenex
  - Light (can be found behind bleachers in “Cursillo closet”)
  - Bottled water (for Priests/Deacon/Leader/PTASD)
- **Stations** - Stage all props in Banquet Room – best to do **FRIDAY NIGHT** if possible
  - Supplies:
    - Wooden crosses
    - Purple cloths (for wrapping around base of crosses)
    - Hoot lights (to sit in cross) – check to make sure all work
    - Large wooden cross box
    - Large cross (not the one used for Passion)
    - Crown of thorns (hung on cross)
    - 2-3 working flashlights
  - Set up crosses according to layout
    - Move chairs/tables in dining room to make a path
    - Station 11 in Banquet Room near door
    - Station 12 in coat closet at foot of stairs



## SECTION 12: PARA-LITURGY SETUPS

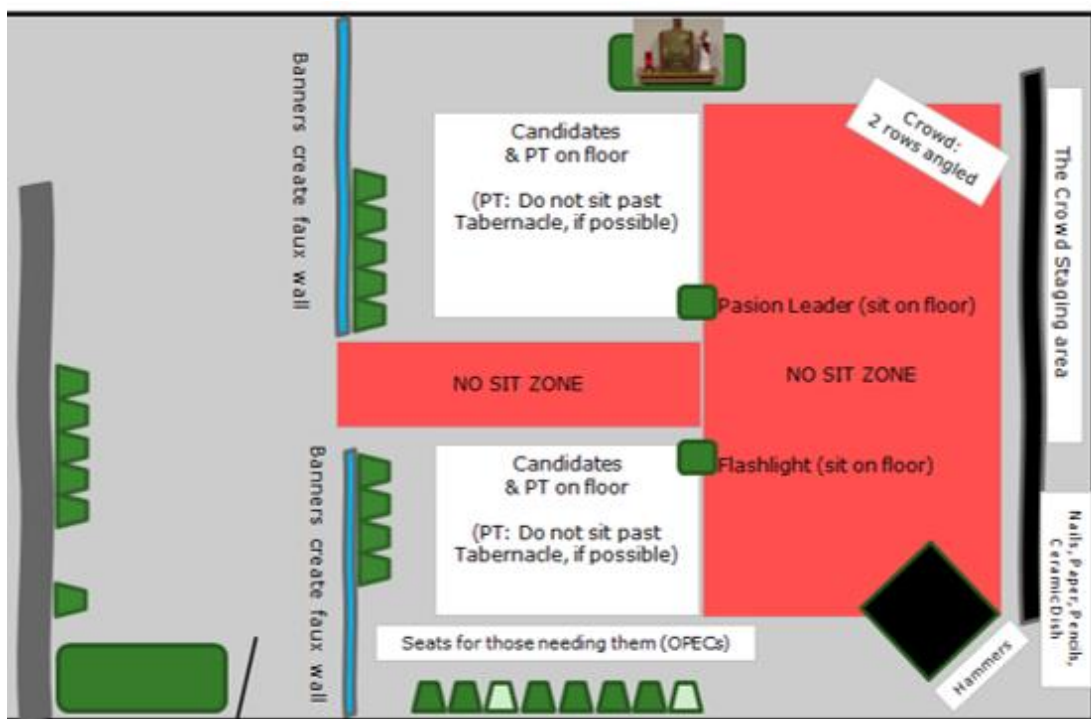
### 5. Station 13 – Passion – Watch the Lamb

**Need by:** Saturday p.m. –set up black curtain/bring up props **prior to** Change of Heart - by 7 p.m.

**Location:** Main Chapel

#### **Set-Up:**

- Black curtain along window wall
- Lights very dim but able to see activity
- Passion cross box
- Reconciliation materials behind curtain in corner (hammers, nails, pencils, flash paper)
- Tabernacle pushed up against W wall or moved into other room
- Chairs along faux banner walls and along E wall (not too close to cross box)
  - Pin back faux banner wall to allow room for Jesus to enter
- Props in staging area (middle Chapel) – swords, smaller cross for Jesus, lamb, Mary’s wrap, flashlights
- Staging area for Simon and children, soldiers, Mary, John and Jesus
- Handful of Bibles / Rosaries on table
- Journal starter questions (if desired)
- WSL – Candles for Reconciliation



## SECTION 12: PARA-LITURGY SETUPS

### 6. Paschal Vigil

**Need by:** Saturday p.m. –set up **immediately** following Passion

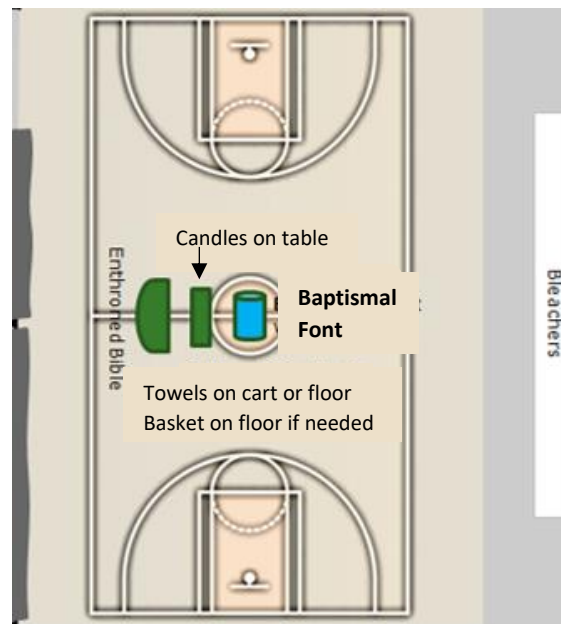
**Notes:**

- This is done by or under the direction of WSL
- Candidates in halls; need to remain out of sight and quiet
- Be sure to close Conference room doors

**Location:** Gym and just outside kitchen doors

**Set-Up:**

- **In center of gym:**
  - Baptismal font in center of gym – BE VERY CAREFUL WITH BOWL
  - LED lights placed under bowl
  - Warm water in bowl
  - 2 towels on either side of bowl **OR** rolling cart from kitchen with individual towels in basket placed on it
    - If go with this option, place large basket near cart for used towels
  - Table from Conference room to place champagne glasses with candles
  - Bible table from Conference room with enthroned Bible
  - 2-3 Flashlights on enthroned Bible table
  - Bluetooth speaker/player ready for PT minstrel (PT minstrel should have already)
  - Lights are off



**Continued on next page...**

## **SECTION 12: PARA-LITURGY SETUPS**

- **Outside kitchen doors:**

- Cross/box with picture of “Malibu” Jesus/rope on corners
- Lighter and flashlight on box
- Leader Candle on cross/box
- Paschal Candle to left of cross/box (**not** lit)

**Note:** If raining or windy, should be set up just inside the kitchen doors



**Kitchen Doors**



- **In dining area:** Place banner under windows **facing the wall**